




Sunset Park ES

Media Center Collection Development Plan
2023-24

A handwritten signature in black ink, appearing to read 'S Price', written over a horizontal blue line.

Dr. Stacey Price
Principal

A handwritten signature in black ink, appearing to read 'Brittany Geib', written over a horizontal blue line.

Brittany Geib
Certified Educational Media Specialist

Table of Contents

Table of Contents	2
Executive Summary	3
District Strategic Plan 2025	3
School Collection Development Plan	3
School Assessment Analysis	4
Collection Analysis	5
Collection Analysis by Category	6
Notes	6
Representation Analysis	7
Results	7
Strategic Focus	8
Budget and Purchasing Plan	9
Annual Budget 2023-2024	9
Purchasing Plan 2023-2024	9
Year-to-Year Collection Change	10

Executive Summary

District Strategic Plan 2025

Orange County Public Schools is the eighth-largest school district in the United States and the fourth largest in Florida. The district serves more than 206,000 students at 202 schools and is one of the largest employers in Central Florida with more than 25,000 team members.

Vision: To ensure every student has a promising and successful future.

Mission: With the support of families and the community, we create enriching and diverse pathways to lead our students to success.

School Collection Development Plan

Sunset Park ES serves 755 students enrolled in grades Kindergarten through fifth. The student population's ethnicity is made of 47% Hispanic and 53% Non-Hispanic students. Additionally, we serve a diverse population made up of 82% White, 7% Black, 0% Native, 6% Asian, 0% Pacific, and 6% Multicultural students.

The administration includes Principal Dr. Stacey Price and Assistant Principal Jordan Hudson. Sunset Park ES is proud to offer the many special programs which provide students with opportunities. These include gifted and talented, eco-eagles club, makers in the morning club, SSYRA club, orff, strings, chess, and many others.

A thorough analysis of the current media center collection at Sunset Park ES indicates that the average age of the collection is 2008 and the number of books per student is 16. The [American Association for School Libraries](#) has established a criteria for highly effective media centers that includes a ratio of 15-20 books available per student in the collection.

At this time, Sunset Park ES does not meet the recommended standards for the number of books per student.

The analysis of the collection also revealed the following areas of strengths and concerns:

- Based on student assessment scores, overall proficiency went up in all subject areas except 4th grade math scores dropping from 74% to 71% student proficiency.
- Overall age of collection has improved from 2007 to 2008.
- Everybody books overall age has improved from 2004 to 2006.
- 5th grade ELA proficiency went up by 1%, this was the lowest increase seen in the new data.
- Literature in non-fiction has the oldest age in the collection and will be next on the weeded list.

School Assessment Analysis

The school analysis provides an overview of the school's assessment data for the previous two school years.

Proficiency Data							
Assessment	2021-22	Assessment	2022-23	Assessment	2021-22	Assessment	2022-23
		Star Early Literacy Proficiency	75%				
		Star Reading Proficiency	64%				
						Star Math Proficiency	73%
FSA ELA Grade 3	62%	FAST ELA Proficiency Grade 3	71%	FSA Math Grade 3	69%	FAST Math Proficiency Grade 3	80%
FSA ELA Grade 4	67%	FAST ELA Proficiency Grade 4	71%	FSA Math Grade 4	74%	FAST Math Proficiency Grade 4	71%
FSA ELA Grade 5	60%	FAST ELA Proficiency Grade 5	61%	FSA Math Grade 5	58%	FAST Math Proficiency Grade 5	64%
NGSSS Sci 5 EOC	61%	NGSSS Sci 5 EOC	70%				

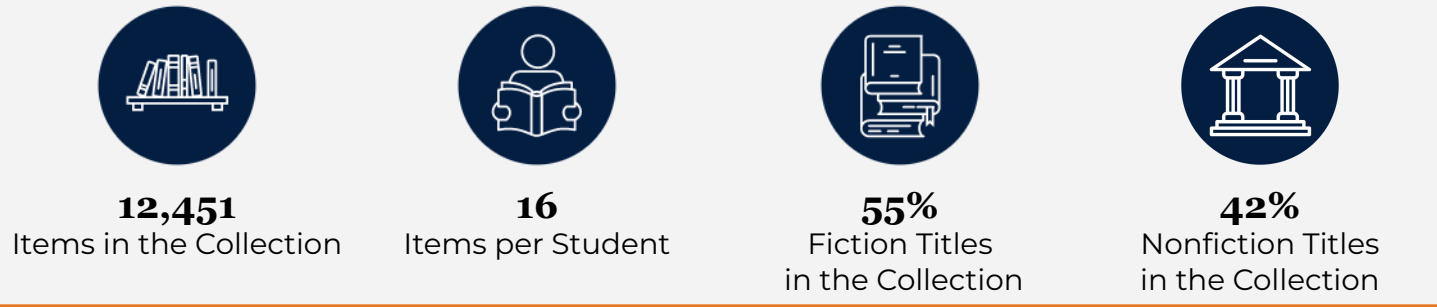
Comparison between 2021-22 and 2022-23 Testing Data

(adapted from <https://www.fldoe.org/accountability/assessments/k-12-student-assessment/results/2023.stml>)

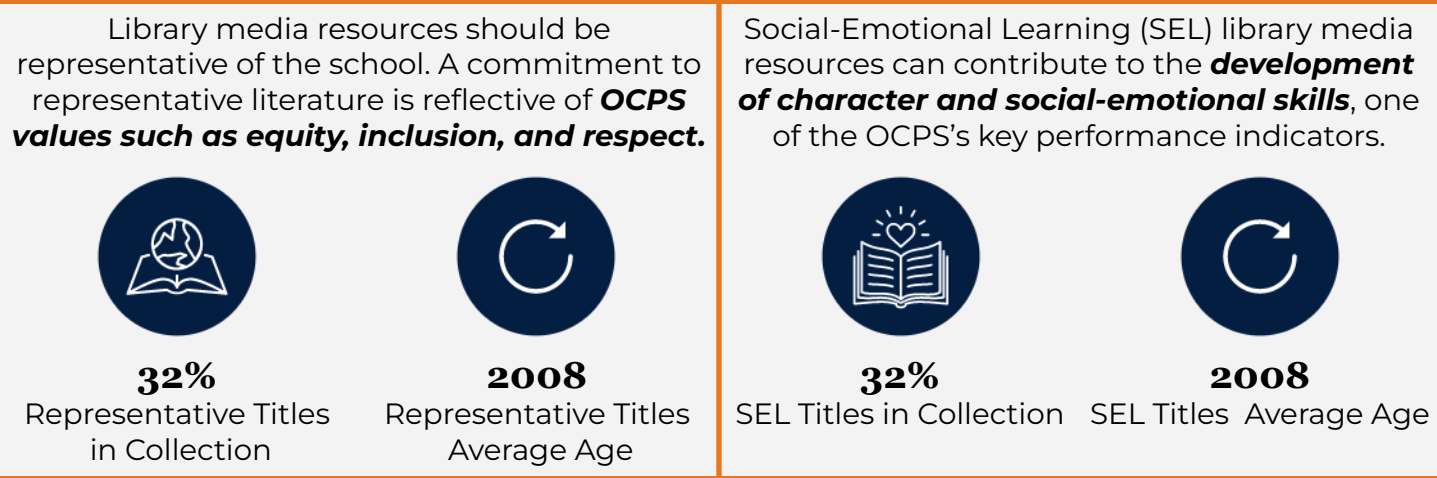
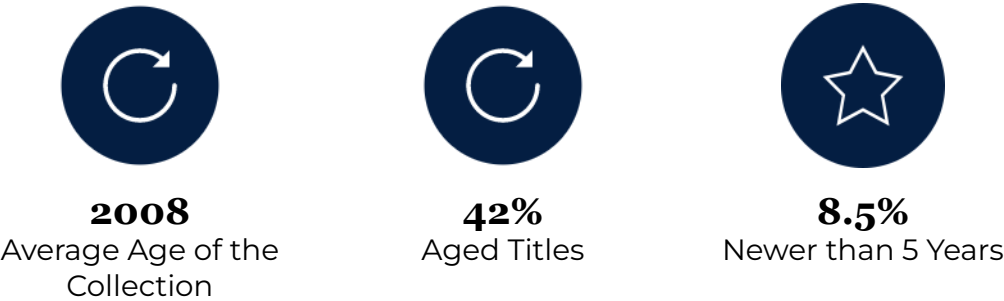
In 2023, the state transitioned from Florida Standards Assessments (FSA) to Florida Assessment of Student Thinking (FAST) for English Language Arts (ELA) and Mathematics. The 2022-23 for FAST and Benchmarks for Excellent Student Thinking (B.E.S.T.) End-of-Course (EOC) assessments are based on **provisional** achievement level cuts that are linked to each assessment's respective 2021-22 reporting scale. Comparisons should not be made between the 2023 data and previous years' data. The implementation of FAST K-2 in the 2022-23 school year was the first administration of statewide assessments for students in grades K-2. These assessments include Star Early Literacy Proficiency, Star Reading Proficiency, and Star Math Proficiency.

Collection Analysis

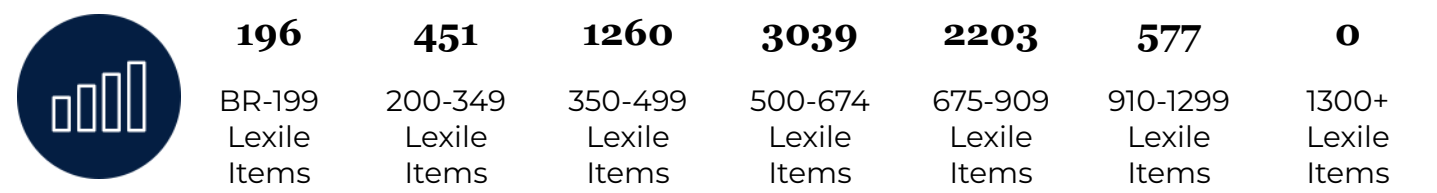
The collection is developed for and influenced by students, their interests, academic needs and alignment to the curriculum. The data below is a snapshot of the collection based on a Titlewise Analysis from July 2023. Purchasing or weeding after that time is not reflected in this data.



Library media resources are curated to include both recently published works and classics that both rightfully impact the average age of the collection.



Library media resources are distributed across the **Lexile reading level ranges** noted below.



Collection Analysis by Category

The information collected in this section provides a detailed look at the current library collection by classification and genre. The information was gathered from Follett Destiny, the library management system, and Titlewave, the vendor's ordering and analysis tool.

Section	# of Titles	Average Age
Computer Science, Information & General Works	51	2009
Philosophy & Psychology	53	2010
Religion	38	2008
Social Sciences	541	2008
Language	561	2009
Science	1286	2008
Technology	652	2010
Arts & Recreation	441	2008
Literature	184	2004
History & Geography	375	2010
Biography	711	2010
Easy	2260	2006
General Fiction	3801	2009
Graphic Novels		

Notes

- Easy section overall age has gone up to 2006 from last year's overall age of 2004. Weeding will take place again in the Everybody section to align with district collection age of 2008.
- Literature has the oldest age and will be next for weeding with an average age of 2004.
- Other Focus areas of weeding include social sciences, religion, Science, Art & Recreation.
- 981 books were weeded in the 2022-2023 school year and 889 books were added at the end of the 2023 school year/beginning of 2023-2024 school year.

Representation Analysis

Enrollment & Demographic Data					
755 2023-24 Student Enrollment as of September 7, 2023	Subgroups		Federal Ethnicity		
	34% ELL	13% ESE	47% Hispanic	53% Non-Hispanic	
Federal Race Category					
82% White	7% Black	0% Native	6% Asian	0% Pacific	6% Multicultural

To deepen focus on strategic collection development, specific sections of the collection were analyzed in detail to determine whether the media center collection reflects and represents various points of view and experiences. The goal is to provide a balanced collection that can be both a mirror, to reflect a reader's experience, and a window, so readers can experience different viewpoints.

Results

Based on the available school data of Sunset Park ES in comparison to Collection Analysis results, it was found that:

Student Representation	% of Students	Total # of Titles	Total % of Titles	Avg. Age of Titles
Hispanic	47%	1,223	10%	2009
Black	7%	455	4%	2009
Asian	6%	205	2%	2009

Strategic Focus

This page lists the priorities for selection and weeding for each school year and includes the action, updates, and outcomes. This is subject to change due to funding and time constraints.

School Year	Strategic Focus
2023-2024	Selection Priorities <ul style="list-style-type: none"> • Purchase more geography titles • Purchase more astronomy titles • Purchase/update everybody, fiction, and graphic novel sections
	Weeding Priorities <ul style="list-style-type: none"> • Fiction • Non-Fiction- Literature • Science • Biography
2024-2025	Selection Priorities <ul style="list-style-type: none"> • Biography • Everybody/Fiction/Graphic Novels • Science Books • Geography/Astronomy
	Weeding Priorities <ul style="list-style-type: none"> • Fiction/Everybody • Social Sciences • Art & Recreation

Budget and Purchasing Plan

This page outlines the current budget available and specifically lists the priorities for this school year (2023-2024).

Annual Budget 2023-2024

State Funds	
Source	Amount
State (1001111000)	\$8,277.03
Internal Accounts	
Source	Amount
Book Fair Profits	\$11,856.49
Media Center Account	\$265.00
Library Fines	\$710.00
TOTAL	21,108.52

Purchasing Plan 2023-2024





Approximate Purchasing Plan	
Purpose	Amount
Spring Order 2023-2024	4,500-5000
SSYRA Book Order (Spring) 2023-2024	2,000
Spring Order 2024-2025	4500-5000
SSYRA Book Order (Spring) 2024-2025	2,000
TOTAL	13,000

Year-to-Year Collection Change

The information below represents the year-to-year change within the library media center collection from the 2022-23 to 2023-24 school year. The 2022-23 data is based on a collection analysis from June 2022, while the 2023-24 is based on a collection analysis from July 2023.

Data Reflection

- 981 books were weeded in the 2022-2023 school year and 889 books were added at the end of the 2023 school year/beginning of 2023-2024 school year.
- Collection age has increased by one year and now aligns to the district average age.
- Representation decreased by 1% in diversity and SEL titles.

2022-23 Purchased and Weeded Materials		
Materials Added to the Collection	889	Materials Weeded from the Collection 981
Category	2022-23	2023-24
 Items in the Collection	12587	12,451
 Items per Student	15	16
 Average Age of Collection	2007	2008
 Representative Titles in the Collection	33%	32%